

Publish Notes

AsgardMobile v2.30.0 / Desktop Application v2.30.0



Desktop Application

Assets & Reserves - Statutory Asset Management Planning

Our team has been working tirelessly to ensure that Asgard is always up-to-date with the constantly evolving statutory legislation in Florida, particularly around Reserves & Asset Management.

Our latest update includes advanced scenario cash flow modelling, which allows you to plan and manage your property's cash flow with ease, and new statutory reporting that ensures your compliance with the latest legislation. These new features are designed to help you stay ahead of the curve and take control of your property's finances.

We understand that the legal landscape can be complicated and ever-changing, so our team is committed to keeping up with the latest legislation as it becomes more defined, and the features we have today can be used beyond Florida. We want to ensure that you always have the support you need to keep your properties in compliance, no matter where you do business or what the future holds.

This publish includes the following updates and enhancements:

Removed References to "Florida"

When first introduced to the new legislation, it was specifically directed towards Florida. We have identified that these requirements will be bigger than a single state's legislature. To accommodate this, we have removed all references to Florida in regards to Statutory items.

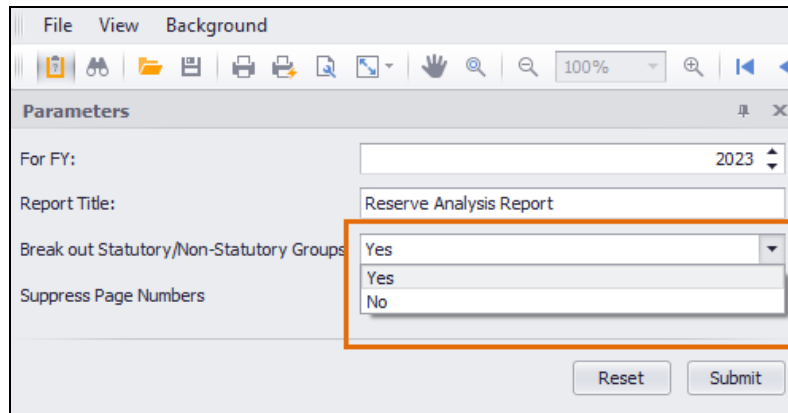
Model Statutory Requirements in Scenarios

You can now capture your Statutory Assets in Scenarios. Items that are flagged as Statutory at the time a Scenario is created will copy the flag over. Items can be taken in and out of Statutory status as you become more familiar with what needs to be included.

The screenshot displays the configuration window for an asset named 'Roof-Bldg 10'. The 'Account' is set to 'Increase Inflation 5.15.15'. The 'Start Date' is 2/9/2018, and the 'Stop Repeating on or After' date is 4/24/2023. The 'Cycle Occurs Every' is set to 20 Years. The 'Quantity' is 1.00 units, measured in 'each'. The 'Base Amount' is 100000.00. The 'Estimated or Assessed on' date is 1/1/2006. The 'Inflation Rate' is set to 'Use this rate' at 6.00%. The 'G/L Account' is '301 Common Area/Exterior Rese'. The 'Accrue for the First Cycle Starting' date is 2/9/1998. The 'Statutory' checkbox is highlighted with a red circle.

Statutory Breakout for Reserve Analysis

The Reserve Analysis (Detail & Summary) now has the option to break out Statutory Items. You can opt in or out of this breakout using the report parameter settings.

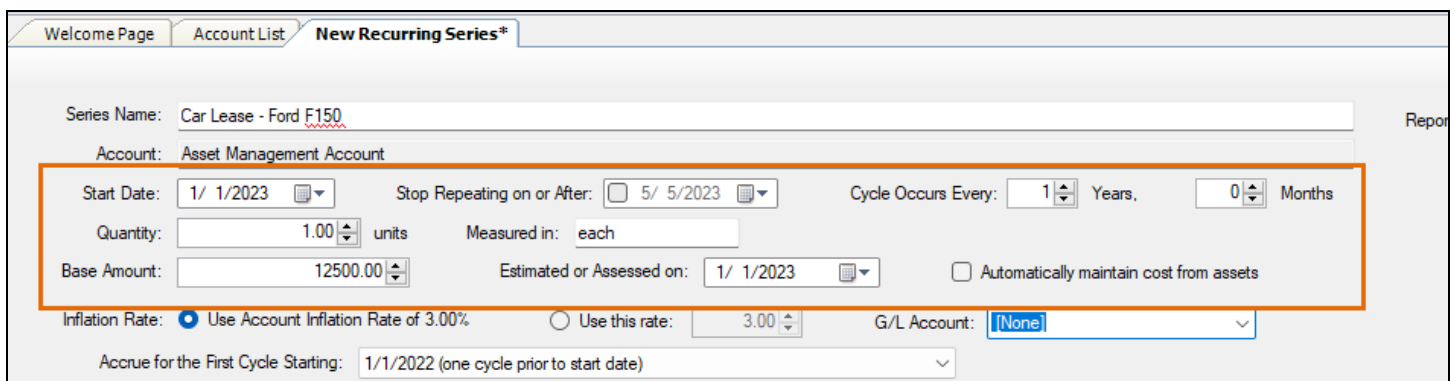


The screenshot shows the 'Parameters' window for the 'Reserve Analysis Report'. The 'For FY' is set to 2023. The 'Report Title' is 'Reserve Analysis Report'. The 'Break out Statutory/Non-Statutory Groups' dropdown menu is open, showing 'Yes' and 'No' options. The 'Suppress Page Numbers' checkbox is unchecked. The 'Reset' and 'Submit' buttons are at the bottom right.

Assets & Reserves - Additional Enhancements

New Look! Expense Series in both Live and Scenario Accounts

For more efficient creation and editing, we have reordered the fields on Expense/Recurring Series.



The screenshot shows the 'New Recurring Series*' window. The 'Series Name' is 'Car Lease - Ford F150'. The 'Account' is 'Asset Management Account'. The 'Start Date' is 1/ 1/2023. The 'Stop Repeating on or After' is 5/ 5/2023. The 'Cycle Occurs Every' is 1 Years, 0 Months. The 'Quantity' is 1.00 units. The 'Measured in' is each. The 'Base Amount' is 12500.00. The 'Estimated or Assessed on' is 1/ 1/2023. The 'Automatically maintain cost from assets' checkbox is unchecked. The 'Inflation Rate' is set to 'Use Account Inflation Rate of 3.00%'. The 'G/L Account' is [None]. The 'Accrue for the First Cycle Starting' is 1/1/2022 (one cycle prior to start date).

Additional Columns added to Asset Review Report

The Asset Review Report now includes Report Grouping, External ID, and Remove from Service Date. This report is an excellent document to share with Reserve Preparers as it contains all the necessary information to start their report preparation. Check it out! [Sample of Report with new columns](#)

Add External ID & Description to Asset Import

To better support unique Asset IDs, you can now include this information at the time we load your Asset Data. This ID will work as a unique identifier as you continue to manage your Assets in Asgard. Additionally, we can now easily include Asset Description during import for additional detail tracking.

Expanded Currency Symbol Options

To support our customers' growing portfolios, we have added the Thai Baht, English Pound, and Euro to your options currency symbols. If you need to change your currency symbols, please reach out to finance@katanasoft.com for assistance.

Account Details, Added ability to easily see Past Expenses

Users can now easily see past expenses in Account Details by removing the default filter. Simply click the black X to see all expenses.

AssessmentsLoansOther IncomeRecurring ExpensesExpensesActual InterestGroupsLog										
New One-Time ExpenseEdit SeriesEdit ExpenseDeletePrint Chart										
S...	End	Previous Occurr...	Name	Report Grouping	Status	G/L Code	Asset Category	Asset Type	Planned \$	
=	≥ 12/31/...	=							=	
1/1/...	1/1/2023	1/1/2022	Pressure Clean-P...		Not started		Pool & Spa Equipm...	Pressure Clean-Pool ...	\$3,966.83	
1/1/...	1/1/2023	1/1/1998	Resurface Pave...		Not started		Paving Resurface	Pavement-Asphalt-S...	\$99,170.86	
1/1/...	1/1/2023	1/1/2013	Stool-Bar-Bldg 12		Not started		Tables & Chairs	Stool-Bar-Bldg 12	\$8,568.36	
2/9/...	2/9/2023	2/9/1998	Elevator Hydraul...		Not started		Elevators	Elevator-Bldg 1	\$52,193.11	
2/9/...	2/9/2023	2/9/1998	Fan Coil Unit-Bld...		Not started		Heating, Ventilatio...	Fan Coil Unit-Bldg 10	\$16,403.55	
2/9/...	2/9/2023	2/9/1998	Resurface Pave...		Not started		Paving Resurface	Pavement-Asphalt-Bl...	\$5,633.54	
4/1/...	4/1/2023	4/1/2011	Dishwash...		Not started		Renovations, Appl...	Dishwasher-Bldg 22	\$7,528.02	
									7396 Expenses	\$492,324,616.00
x [End ≥ 12/31/2022]										

Billing Enhancements

Invoices, Enhance Department Filter

When pulling Invoices, users will now be able to select/deselect departments to indicate what invoices need to generate.

Parameters

For Period

December, 2019 (10/1/2019 12:00:00 AM -)

Status

Ready to Bill

Department

21 selected (All)
☒ (Select All)
☒ Activities
☒ At Your Service
☒ Contractor
☒ Engineering
☒ Front Office

Print Invoices for Owner

Print Invoices for Guests

Print Invoices for Vendors

OK

Cancel

General Maintenance & Optimization

Our users rely on our platform to help them manage their businesses and make informed decisions, so we are committed to ensuring that our system is always running smoothly and providing the best possible user experience. Our team has also implemented various performance improvements, including issues identified in user reports, automated reporting, and performance records/logs, to optimize the speed and functionality of our platform.

We take user feedback very seriously, and we are constantly working to improve our platform based on your suggestions and requests. We are confident that these updates will make a real difference in the way you use our system, and we look forward to hearing your feedback.

Specific Issues Resolved:

- Fix to Asset Category Screen, Display Asset Types as a single line item
- Billings, Fix to Last Edited By Column not populating
- Fix to New Vendor Wizard - Buttons Reformatted
- Staff on Shift, Enhancements to Department Display when Department Name changes
- Permissions, Paused Work Orders fixed for View Permission
- Inspection Screen, Fix to Aging Status Order
- Incidents, Optimization to dropdown order

Report Optimization Initiative

We understand how critical our report processing system is to your business operations, and we want to assure you that our team is dedicated to providing the highest level of service possible. While Asgard has been providing reliable and efficient system reports, as our user base continues to grow, it's important to make sure that we are maintaining the system's performance and stability with regular maintenance.

To that end, our team will be performing necessary maintenance work on reports for the next several sprints. We are committed to ensuring that our system remains stable and dependable for all of our users. Updated reports will now include all Report Parameters/Configuration settings directly on the preview screen. Users will need to set the parameters to their specification and click "Submit" to generate the report.

Reports Included in this Update:

- | | | |
|------------------------------|-----------------------------------|-------------------------------|
| ❖ Perfect Vacation Log | ❖ Senario Comparison Reports | ❖ Report Grouping Report |
| ❖ Quarterly Progress Report | ❖ Periodic Budget Variance Report | ❖ Annual Expenditure Report |
| ❖ Period Progress Report | ❖ Stock Item Usage Report | ❖ Reserve Analysis Report |
| ❖ Purchase Order List Report | ❖ Report Grouping Report | ❖ Cashflow Report |
| ❖ Stockroom List | ❖ Stock Item List | ❖ Cashflow Breakout Report |
| ❖ PM Weekly Report | ❖ Owner Forecast Report | ❖ Scenario Comparison Reports |

Mobile Application



Work Orders

Ability to Edit Comments/Photos on Incomplete Work Orders

Oops! Did you add a blurry photo? Now you can easily replace it.


For all work orders (Standard, Inspections, PMs) users can now edit their own photos and comments on their assigned, incomplete work orders. For Apple, slide the screen to the left to see Edit/Delete. For Android, press and hold.

Maintenance, Styling, and Performance

We are continuously enhancing the application to support your team's success and make the app more user-friendly. In this publish, you will find the following enhancements:

- Text and Icon standardization throughout the App
- Optimization for use in Horizontal Mode

Note: As with all Asgard updates, we will continue to support the current version and one prior. We strongly encourage all users to update ASAP to take advantage of these new features.



We would love to hear what you think of these new features.

Please contact support@katanasoft.com with questions, concerns, or to discuss feedback/enhancement ideas!