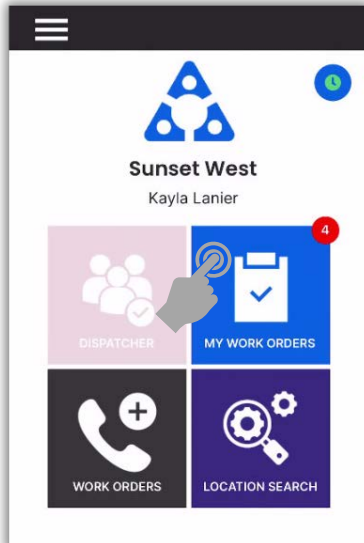
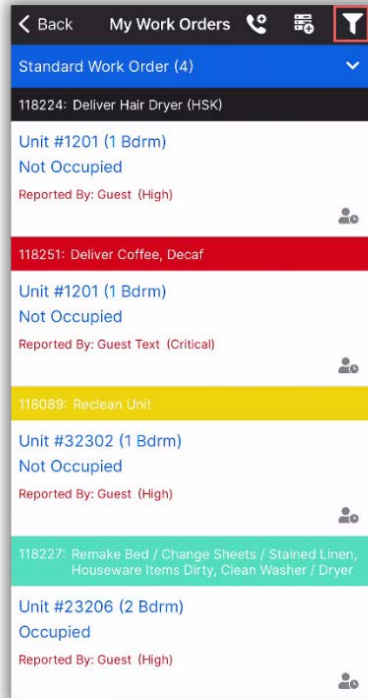


**Step 1:** Tap **My Work Orders** from the Home Screen.



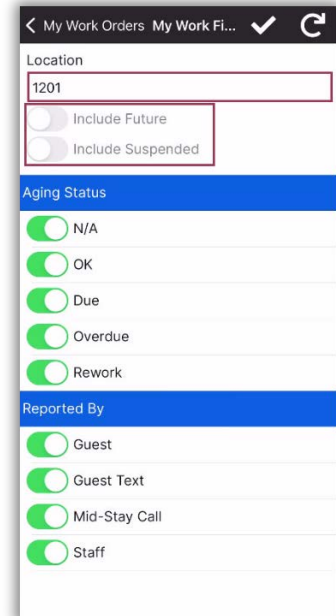
**Note:** If you do not have the Dispatcher permission the tile will be disabled.

**Step 2:** Tap the **Funnel** to open the **Filter** Screen.

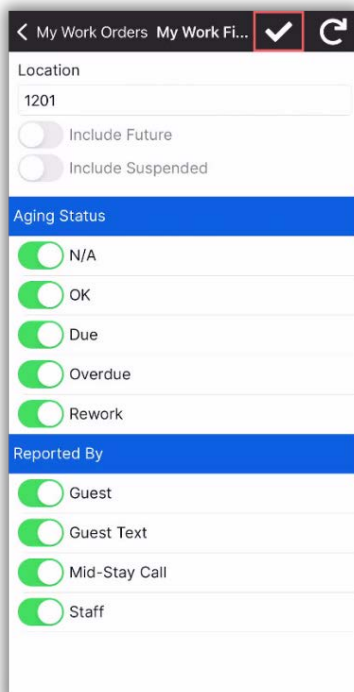


**Step 3:** Choose the desired filter parameters.

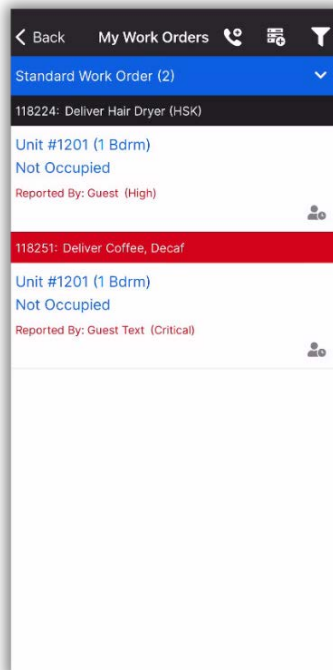
**TIP:** Tap the banner heading to select/deselect all.



**Step 4:** Tap the **Checkmark** to apply filters.



**Step 5:** The "My Work Order" screen will now display only the desired work.



**IMPORTANT:** Filters will persist until you **Exit** the My Work Orders Screen or tap the **Reset Button**.

