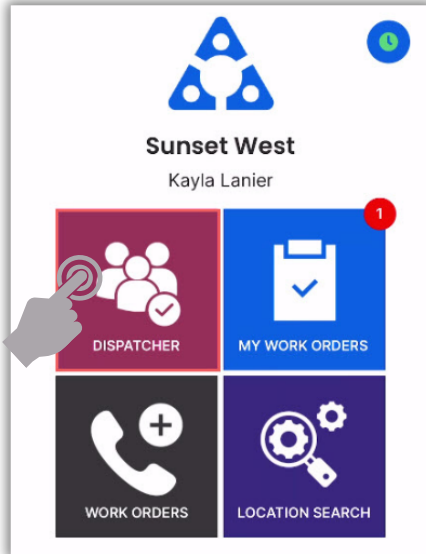
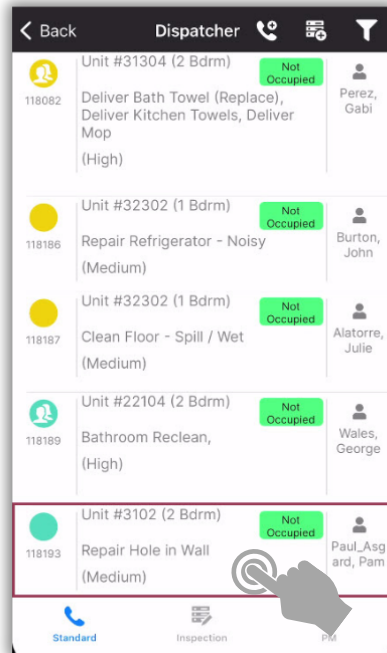


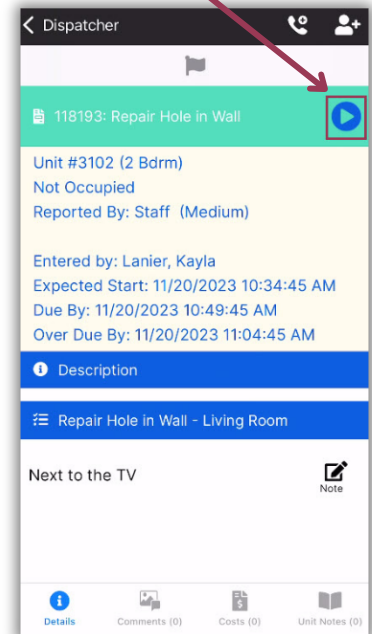
Step 1: Tap **Dispatcher** from the Home Screen.




Step 2: Tap on a Work Order to Open and view Details.



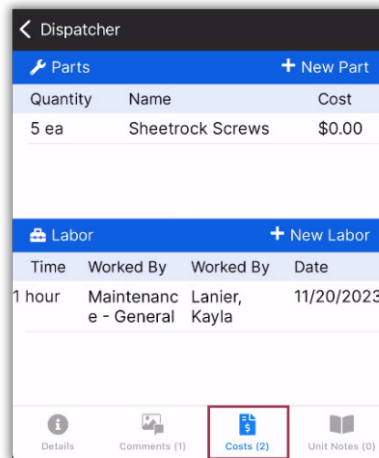
Starting an **unassigned** Work Order in Dispatcher will **automatically** assign it to you.



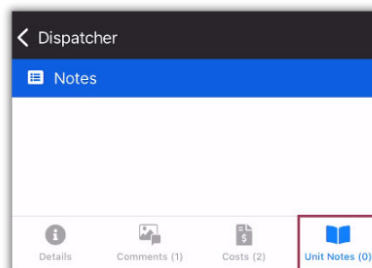
Step 3: Tap **Comments** to view Comments & Photos.










Tap **Costs** to view **Parts & Labor**.



Tap **Unit Notes** to see any additional information about that location .



Icon Definitions

-  New Standard Work Order
-  New Inspection Work Order
-  Filter
-  Assign Work Order
-  Complete Work Order
-  Suspend Work Order
-  Pause Work Order