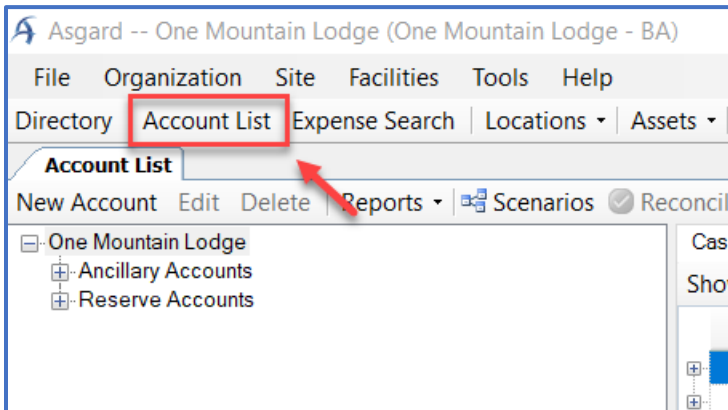


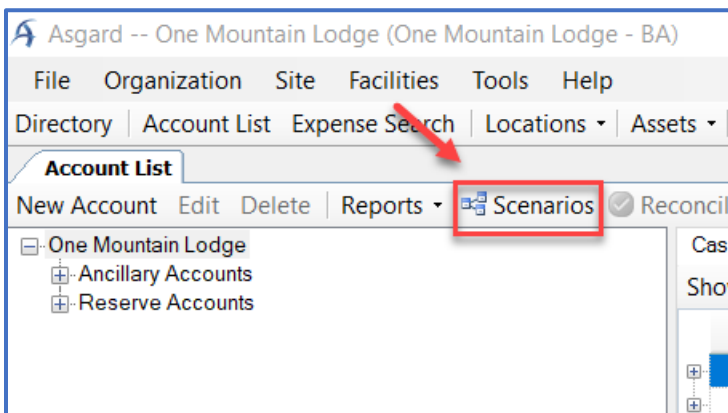
Viewing and Comparing Scenarios

Follow the steps below to view and compare an existing scenario. For assistance with Scenarios, please contact finance@katanasoft.com.

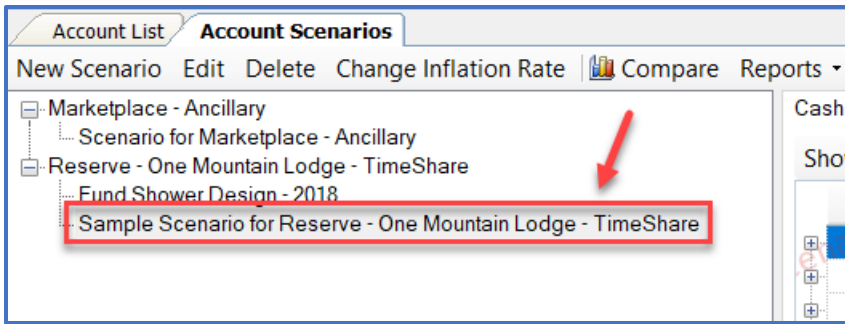
Step 1: Click the Account List button to open the Account List Page.



Step 2: On the Account List page click on the Scenarios button.



Step 3: Click once to highlight the desired Scenario.



Step 4: The Cash Flow of the Scenario Account is then displayed on the right.

FY	Beginning Balance	Expenses	Ending Balance	Ideal Balance	% Funded
2018	\$0.00	(\$46,962.00)	\$218,038.00	\$1,458,407.96	14.95%
2019	\$218,038.00	(\$71,550.00)	\$411,488.00	\$1,642,008.38	25.06%
2020	\$411,488.00	(\$121,500.00)	\$554,988.00	\$1,775,658.80	31.26%
2021	\$554,988.00	(\$6,750.00)	\$813,238.00	\$2,024,059.22	40.18%
2022	\$813,238.00	(\$272,700.00)	\$805,538.00	\$2,006,509.64	40.15%
2023	\$805,538.00	(\$20,112.00)	\$1,050,426.00	\$2,241,548.06	46.86%
2024	\$1,050,426.00	(\$71,550.00)	\$1,243,876.00	\$2,425,148.48	51.29%
2025	\$1,243,876.00	(\$222,300.00)	\$1,286,576.00	\$2,457,998.90	52.34%
2026	\$1,286,576.00	(\$130,850.00)	\$1,420,726.00	\$2,582,299.31	55.02%
2027	\$1,420,726.00	(\$401,550.00)	\$1,284,176.00	\$2,435,899.73	52.72%
2028	\$1,284,176.00	(\$816,486.00)	\$732,690.00	\$1,874,584.15	39.09%

Step 5: For more detailed information double-click the highlighted Scenario to open the Scenario Details Page.

Scenario Details: Sample Scenario for Reserve - One Mountain Lodge - TimeShare

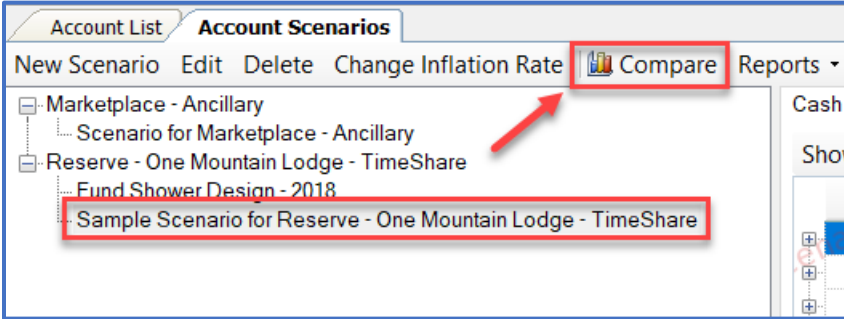
Name: Sample Scenario for Reserve - One Mountain Lodge - TimeShare
 Description:
 External ID:
 Account Type: Reserve
 Interest Rate: 0.00% in 2018
 Tax Rate: 0.00
 Contingency Factor: 0.00
 Beginning Balance: 0.00
 Beginning Balance Date: 1/ 1/2018
 Horizon in Years: 30

St	End	Name	Re	Status	Asset Category	Asset Type	P	Est. Co	Forecast	Act	Plenne	Actual	Funding	Not
0..	01/01/2019	TV (49-Inch) - Ph 1		Not started	Technology		\$	\$23.8...	\$23,850...	\$0...	30.00	0.00		
0..	01/01/2019	TV (49-Inch) - Ph 2		Not started	Technology		\$	\$23.8...	\$23,850...	\$0...	30.00	0.00		
0..	01/01/2019	TV (49-Inch) - Ph 3		Not started	Technology		\$	\$40.5...	\$40,500...	\$0...	30.00	0.00		
0..	01/01/2020	Sofa - Reupholster - Ph 1		Not started	Soft Goods		\$	\$40.5...	\$40,500...	\$0...	30.00	0.00		
0..	01/01/2020	Sofa - Reupholster - Ph 2		Not started	Soft Goods		\$	\$40.5...	\$40,500...	\$0...	30.00	0.00		
0..	01/01/2020	Sofa - Reupholster - Ph 3		Not started	Soft Goods		\$	\$40.5...	\$40,500...	\$0...	30.00	0.00		
0..	01/01/2021	Carbon Dioxide Detectors - Ph 1		Not started	Fire & Safety		\$	\$2.25...	\$2,250...	\$0...	30.00	0.00		
0..	01/01/2021	Carbon Dioxide Detectors - Ph 2		Not started	Fire & Safety		\$	\$2.25...	\$2,250...	\$0...	30.00	0.00		
0..	01/01/2021	Carbon Dioxide Detectors - Ph 3		Not started	Fire & Safety		\$	\$2.25...	\$2,250...	\$0...	30.00	0.00		
0..	01/01/2022	Carpet Floor - Ph 1		Not started	Interior Finis...		\$	\$90.9...	\$90,900...	\$0...	30.00	0.00		
0..	01/01/2022	Carpet Floor - Ph 2		Not started	Interior Finis...		\$	\$90.9...	\$90,900...	\$0...	30.00	0.00		

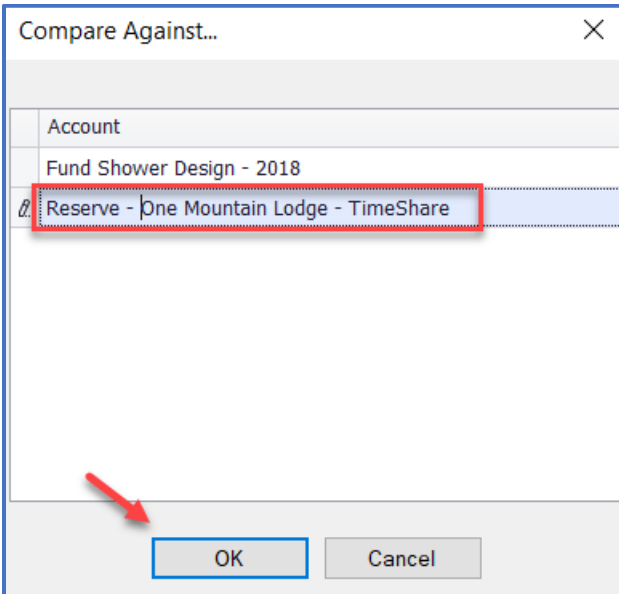
Grand Summaries: 136 Expenses \$ \$10,892... \$0...

Expense Costs, FY2019: 33.33%

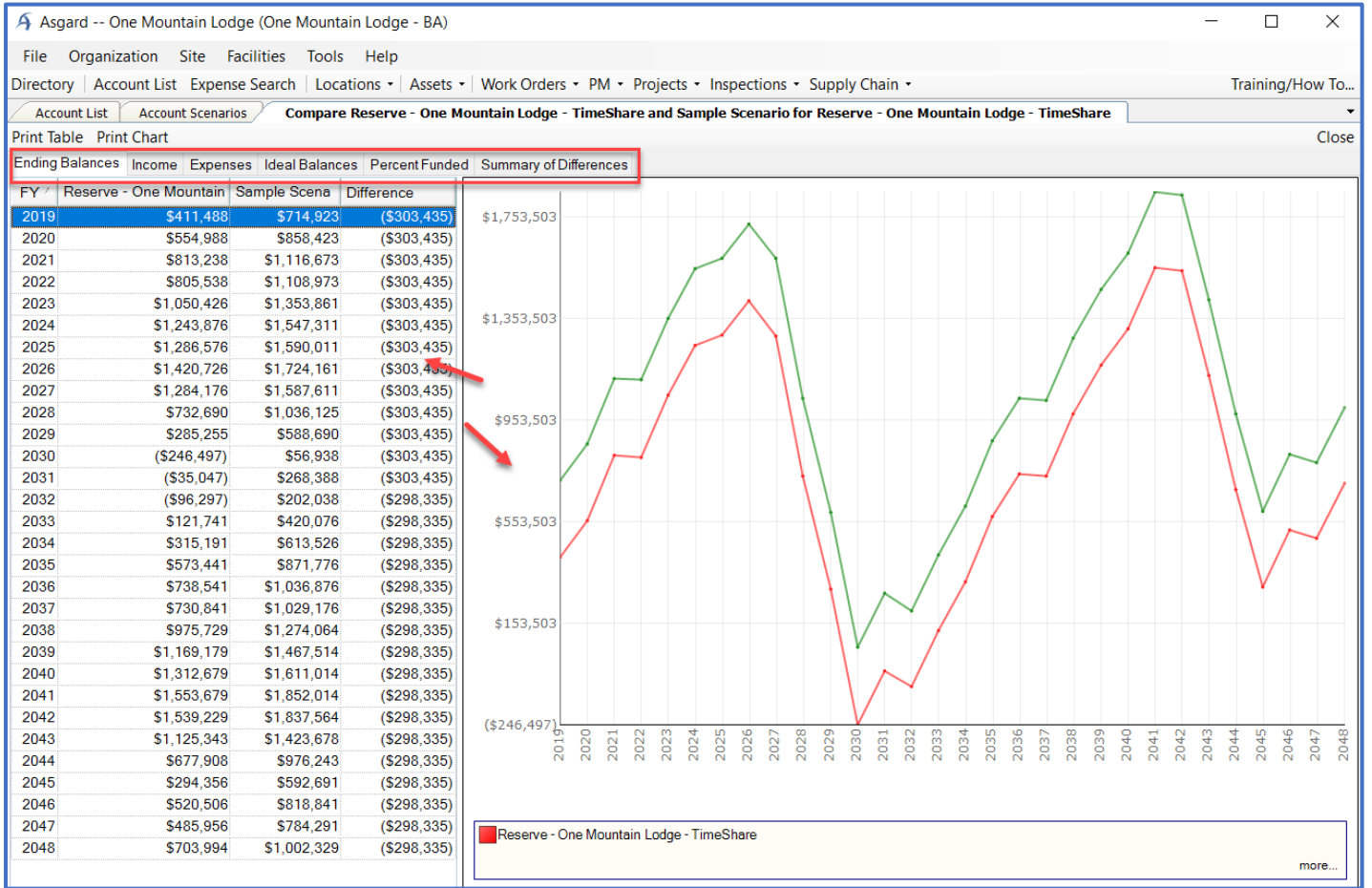
Step 6: To compare Scenarios return to the Account Scenario Page, highlight the desired Scenario and click the Compare button.



Step 7: Select the Scenario or Scenarios to compare against and click Ok.



Step 8: The Compare Scenarios age has several sub-tabs with comparative Cash Flow data and graphical chart comparisons.



Note: Comparing only two scenarios will give you an additional “Summary of Differences” tab that details any difference between the two scenarios.

Type	Date	Name	Reserve - One Mountain Lodge - TimeShare	Sample Scenario for Reserve - One Mountain Lodge - TimeShare	DetailType
Assessment	01/01/2019	Difference in Beginning Balances	\$218,038	\$523,623	Assess...
Expense	01/01/2019	TV (49-Inch) - Ph 3	(\$23,850)	(\$26,000)	AssetEx...
Expense	01/01/2032	Carpet Floor - Ph 2	(\$90,900)	(\$96,000)	AssetEx...

Step 9: To generate a report on a specific Scenario, highlight the desired Scenario on the left and click the Reports dropdown menu.

The screenshot displays the Asgard software interface for 'One Mountain Lodge (One Mountain Lodge - BA)'. The 'Account Scenarios' section is active, showing a list of scenarios on the left and a data table on the right. The 'Reports' dropdown menu is open, with 'Ideal Balance and Funding' selected. A red arrow points to this option. The table below shows financial data for years 2019 through 2023.

FY	Beginning Balance	Exp
2019	\$523,623.00	
2020	\$714,923.00	
2021	\$858,423.00	
2022	\$1,116,673.00	
2023	\$1,108,973.00	