
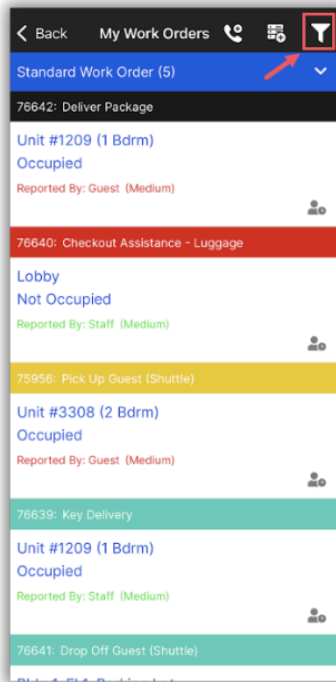


Step 1: Tap **My Work Orders** from the Home Screen.



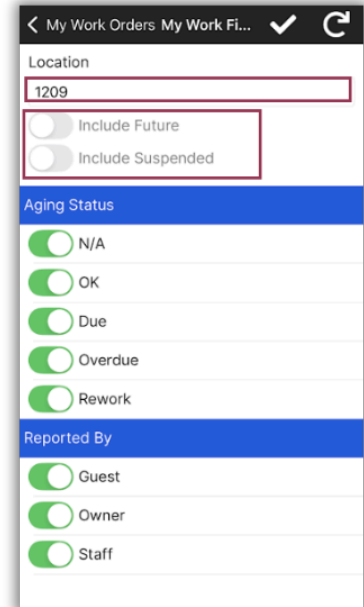
Note: If you do not have the Dispatcher permission, the tile will be disabled.

Step 2: Tap the **Funnel** to open the **Filter** Screen.

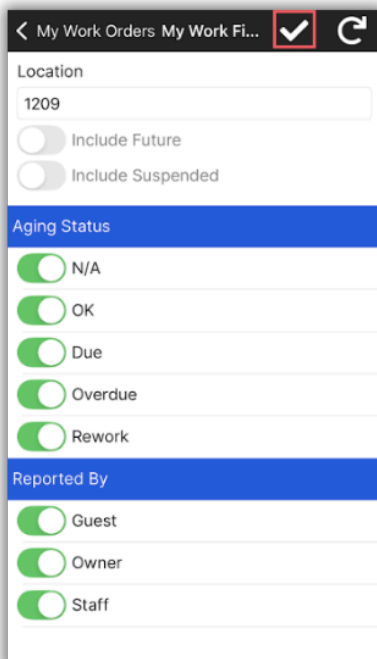


Step 3: Choose the desired filter parameters.

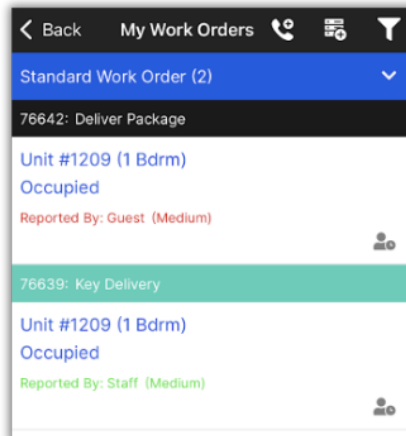
TIP: Tap the banner heading to select/deselect all.



Step 4: Tap the **Checkmark** to apply filters.



Step 5: The "My Work Order" screen will now display only the desired work.



IMPORTANT: Filters will persist until you **Exit** the My Work Orders Screen or tap the **Reset Button**.

