
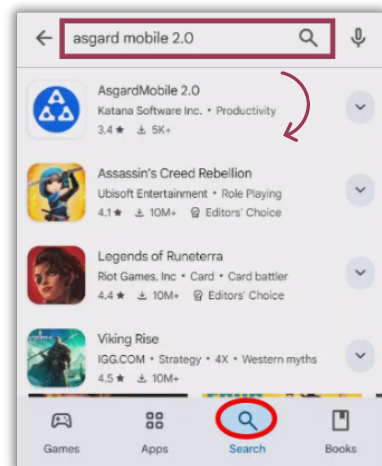


Android (Google Play Store)

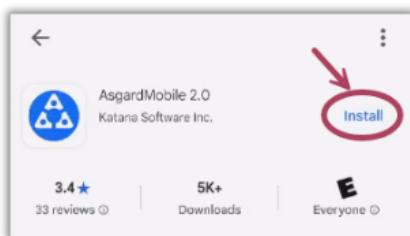
Step 1: Locate and tap the **Play Store** icon on your device's home screen or app menu.



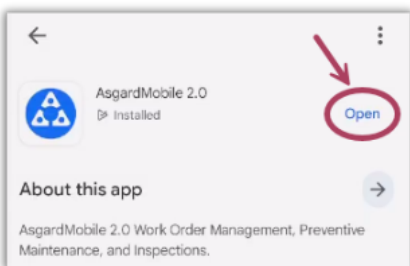
Step 2: In the search bar, type **AsgardMobile 2.0**.



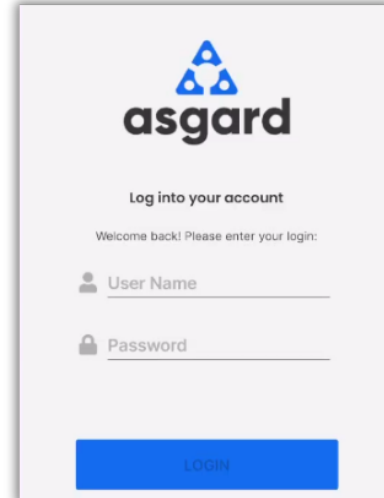
Step 3: Select **Install** and wait for the download and installation process to finish.



Step 4: Tap **Open** once installation is complete to launch the app.



Step 5: Login by entering your Asgard credentials provided by your organization.



! Turn **Automatic App Downloads** to **ON**. This will ensure the latest version of Asgard Mobile is updated automatically.



For best results, ensure the following settings are configured on each device:


- Turn Notifications to **Allow** or **ON**.
- Set the **Volume** to high to hear notifications in locations with ambient noise (e.g., pools).
- **Allow access to:** **Camera**
Photos
Photo Library
Microphone

If you can't access these settings, please contact your IT team for assistance.

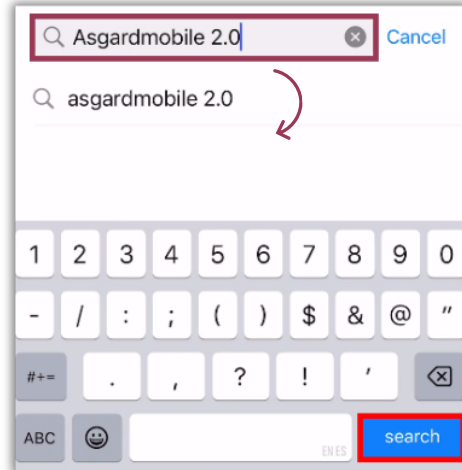
Please note: We only support the current version of AsgardMobile and one prior version. For best results, be sure to update to the latest version with each publish.

iPhone (App Store)


Step 1: Locate and tap the **App Store** icon on your device's home screen.



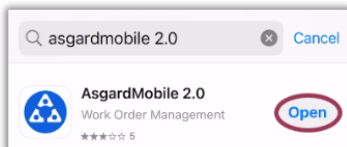
Step 2: In the search bar, type **AsgardMobile 2.0**.




Step 3: Tap **AsgardMobile 2.0** app name in the search results. Tap **Get** (or the **Cloud Icon** if previously downloaded).



Step 4: Tap **Open** once installed or locate it on your home screen.



Step 5: Login by entering your Asgard credentials provided by your organization.



Turn Automatic App Downloads to ON. This will ensure the latest version of Asgard Mobile is updated automatically.



For best results, ensure the following settings are configured on each device:

- Turn Notifications to **Allow** or **ON**.
- Set the **Volume** to high to hear notifications in locations with ambient noise (e.g., pools).
- **Allow access to:** **Camera**
Photos
Photo Library
Microphone

If you can't access these settings, please contact your IT team for assistance.

Please note: We only support the current version of AsgardMobile and one prior version. For best results, be sure to update to the latest version with each publish.