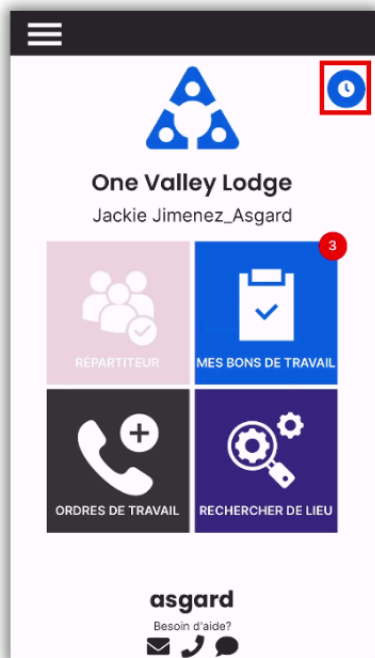
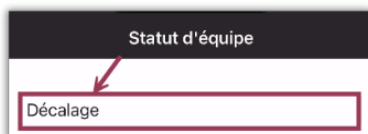


Kòmanse Travay – Apre ou fin ouvri sesyon an

Etap 1: Lè ou wè yon revèy blan, sa vle di ou pa **sou chanjman**. Tape sou revèy la pou mete tèt ou **sou chanjman**.



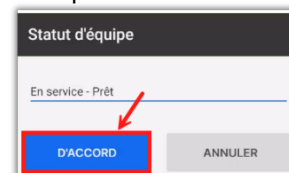
Etap 2: Tape sou ba **Statut Shift** la.



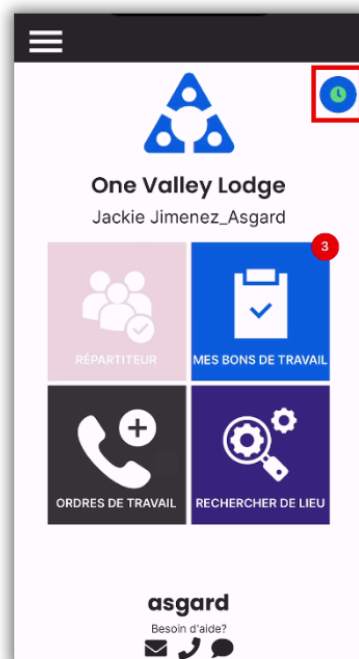
Desann jiskas **Sou Shift - Pare**, epi tape **Done 'Fin'**.



Tape **D'ACCORD**.

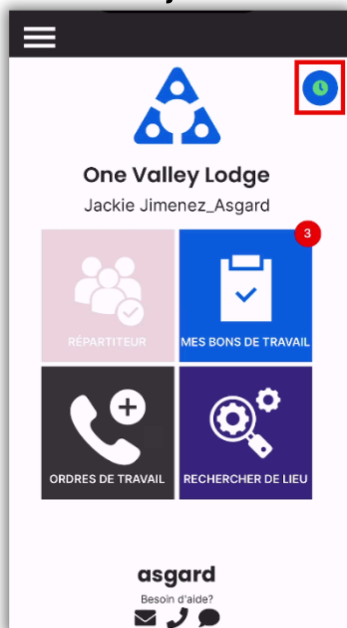


Yon revèy **vèt** montre ou sou chanjman kounye a. **Sou Chanjman – Pare!**



Fin Chanjman – Anvan ou dekonekte

Etap 1: Revèy **vèt** la montre ou **sou chanjman – pare**. Tape sou revèy la pou mete tèt ou **pa sou chanjman**.



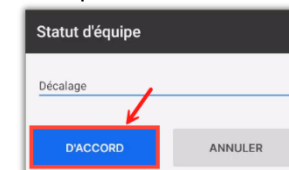
Etap 2: Tape sou ba **Statut Shift** la.



Desann jiskas **Pa sou Shift**, epi tape **Done 'Fin'**.



Tape **D'ACCORD**.



Yon revèy **blan** montre ou **pa sou chanjman kounye a!**

