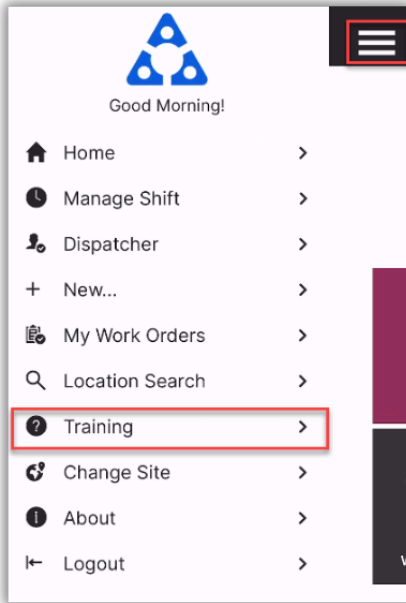


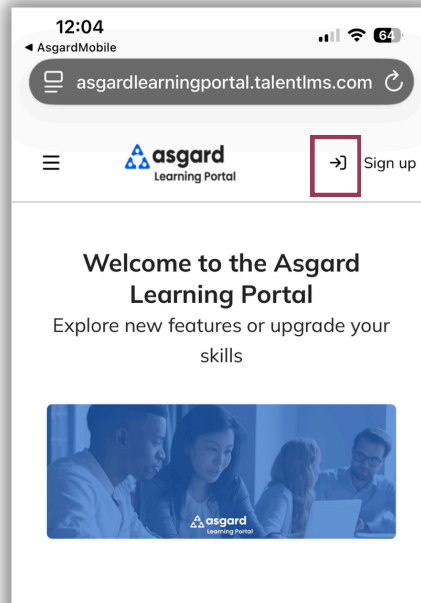
Our Asgard Learning Portal (ALP) is an online platform separate from the Asgard application. During the Asgard Implementation phase, each team member will be registered in the ALP and assigned a training course tailored to their role.

Below are the steps to access the ALP on your mobile device and complete your course.

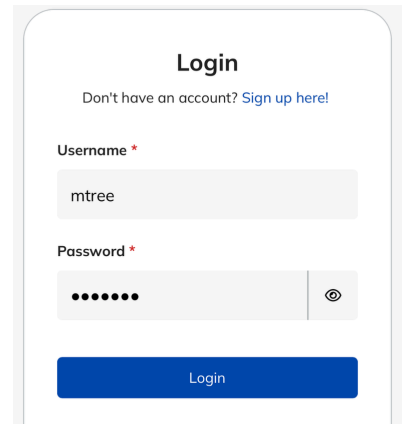
**Step 1:** Access the ALP from AsgardMobile, with your Asgard credentials, select the **Hamburger Menu**, and choose **Training**.



Or, enter [asgardlearningportal/talentlms.com](http://asgardlearningportal/talentlms.com) into a mobile web browser.

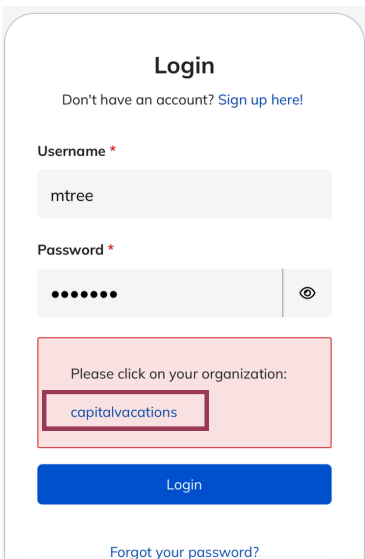


**Step 2:** Log in with your ALP credentials. **ALP Username is same as Asgard Username**, password will remain default.

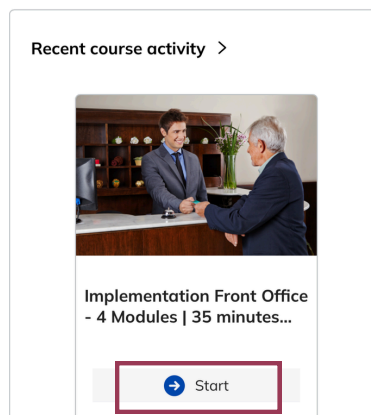


**Your Manager or Supervisor has access to your Asgard/ALP Credentials.**

**Step 3:** Tap on Capital Vacations blue link.



**Step 4:** Tap on your assigned course under the Blue Banner.  
🔔 Welcome, Megan!



**Courses are video based and interactive, requiring user participation.**

**Step 5:** Tap the Blue Start Course button. Watch & interact with video content till complete.

