


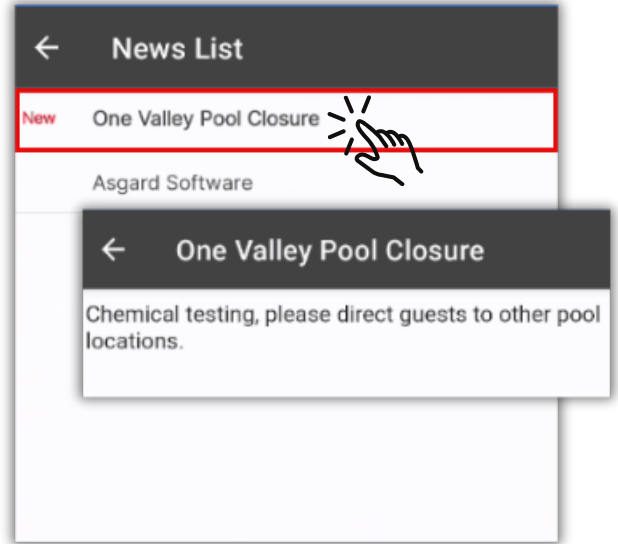
The **News** feature in AsgardMobile makes it easy for all departments to share important updates, including maintenance notices, site announcements, and other key communications.

Step 1: Tap the **News** icon located in the **upper-left corner** of the AsgardMobile home screen. This icon will display a number in the red circle when new items are available.

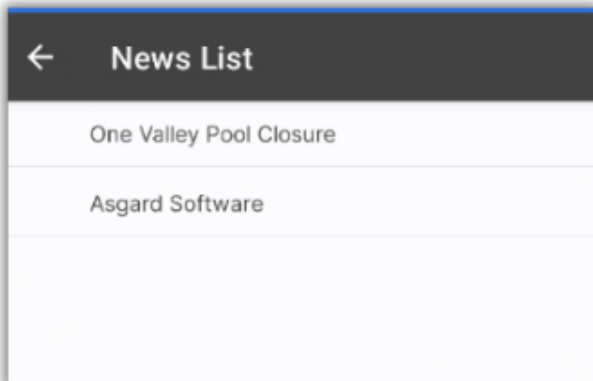


The red notification badge on the **News** icon shows the number of new or unread News items available.

Step 2: The **News List** displays all available News items both new and previously read. Tap any item labeled **New** to open and review it.



Step 3: After viewing any News item, use the back arrow to return to the **News List**. Previously read news items will remain visible for reference until they expire.



Once a News item reaches its expiration date, it will automatically disappear from the **News List** and not be visible to users.

Step 4: Back on the home screen, the red notification badge will display a zero if you have no remaining unread items.

