


Etap 1: Tape **Nouvo Lòd Travay**.

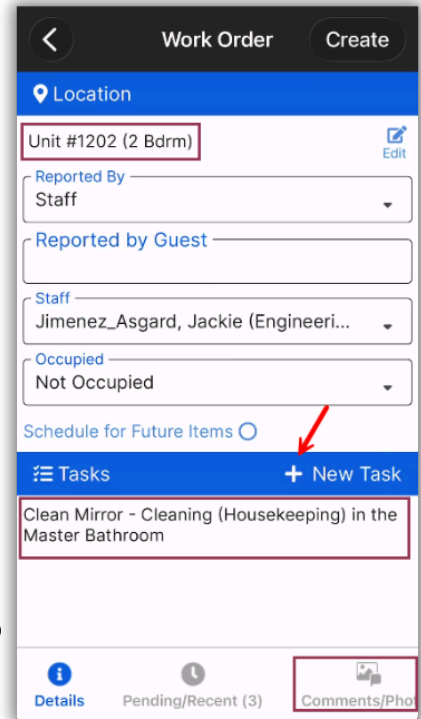


Etap 2: Chwazi:

- **Kote** Lòd Travay la ap kreye pou
- **Rapòte pa** (ajiste jan sa nesèsè)

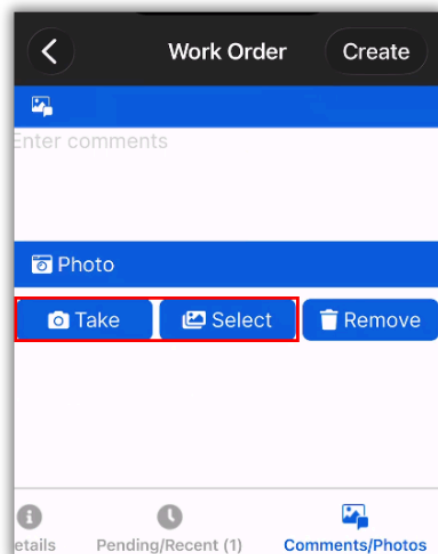
Nouvo travay ki bezwen fini

Tape **kòmantè** oswa **foto KONSÈY**: Ou ka bezwen glise pou jwenn aksè.



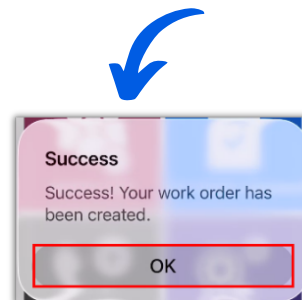
Etap 3: Tape sou **Pran** oswa **Chwazi** pou aktive kamera a oswa pou ouvri bibliyotèk foto a.

 Ou dwe mete yon **kòmantè** ak yon foto.



Etap 4: Lè sa a, tape sou **Kreye** oswa retounen nan "Detay yo".

Lè lòd travay ou kreye, w ap resevwa yon mesaj siksè! Tape sou **OK**.



Si ou bezwen re-pran foto a, klike sou **Retire** epi chwazi oswa pran yon nouvo foto.

